




























## Profile Chart

- All orders must meet the Minimum Order Quantity (MOQ) on a per-profile + per-color basis to be considered for production.
- Minimum Order Fee - Any combined sales order total for less than \$1,500 will have a Minimum Order Fee of \$150 added to the order.
- Orders calling for production parts in one of our non-stocking colors will be subject to a \$250.00 non-stock color charge.
- Other profiles may be available - contact your business advisor or customer service representative for information.
- All information included herein is subject to change without notice. End view images are not to scale.

PC	PROFILE DESCRIPTION	Weight (Lb. / Ft.)	MIN. ORDER PER PROFILE & COLOR (Lin. Ft.)	END VIEW	Common Use								
					Marinas	Boardwalks	Substructure	Play Structures	Furniture	Pergolas/Gazebos	Sign Posts	Landscaping	
2002	3/4" x 5 1/2" Sqr Edge	1.60	180					●	●				
2005	1 x 5 1/2" Sqr Edge	1.92	256		●	●		●					
2008	1 1/2" x 1 1/2" Sqr Edge	0.87	340			●		●		●			
2010	1 1/2" x 2 1/4" Bull-Nose	1.07	170						●				
2009	1 1/2" x 2 1/2" Eased Edge	1.42	230						●				
2035	1 1/2" x 3 1/2" Radius Edge	1.93	280		●	●		●	●	●			
2041	1 1/2" x 3 1/2" Eased Edge	1.98	280		●	●		●	●	●			
2036	1 1/2" x 5 1/2" Eased Edge	3.47	220		●	●		●		●		●	
2014	1 1/2" x 7 1/2" Sqr Edge	4.37	100		●	●	●	●		●		●	
2015	1 1/2" x 9 1/2" T&G	5.54	60		●	●							●
2016	1 1/2" x 9 1/2" Sqr Edge	5.54	100		●	●	●	●		●		●	
2017	1 1/2" x 11 1/2" Sqr Edge	6.71	70		●	●	●	●		●		●	
2019	2 1/2" x 3 1/2" Radius Edge	3.29	100		●	●		●	●	●			
2020	2 1/2" x 7 1/2" Eased Edge	7.29	83		●	●	●	●		●		●	
2021	2 1/2" x 8 3/4" T&G	8.51	70		●								●
2022	2 1/2" x 9 1/4" Eased Edge	8.99	60		●	●	●	●		●		●	
2029	2 1/2" x 11 1/2" Eased Edge	11.14	30		●	●	●	●		●		●	
2023	3 1/2" x 3 1/2" Sqr Edge	4.77	75		●	●	●	●		●	●	●	
2024	3 1/2" x 5 1/2" Sqr Edge	7.49	65		●	●	●	●		●		●	
2032	3 1/2" x 11 1/4" Sqr Edge	17.91	30		●	●	●	●		●		●	
2025	5 1/2" x 5 1/2" Sqr Edge	11.76	70		●	●	●	●		●	●	●	

### Profile Chart

- All orders must meet the Minimum Order Quantity (MOQ) on a per-profile + per-color basis to be considered for production.
- Minimum Order Fee - Any combined sales order total for less than \$1,500 will have a Minimum Order Fee of \$150 added to the order.
- Orders calling for production parts in one of our non-stocking colors will be subject to a \$250.00 non-stock color charge.
- Other profiles may be available - contact your business advisor or customer service representative for information.
- All information included herein is subject to change without notice. End view images are not to scale.

PC	PROFILE DESCRIPTION	Weight (Lb. / Ft.)	MIN. ORDER PER PROFILE & COLOR (Lin. Ft.)	END VIEW	Common Use							
					Marinas	Boardwalks	Substructure	Play Structures	Furniture	Pergolas/Gazebos	Sign Posts	Landscaping
2046	5 1/2" x 5 1/2" Radius Edge	10.72	70		●	●	●	●		●	●	●
2030	6" Round	11.00	60		●	●	●	●		●		●
2040	6" x 8" Sqr Edge	18.67	28		●	●		●		●		●
2026	7 1/2" x 7 1/2" Sqr Edge	21.88	35		●	●	●	●		●		●
2031	8" Round	19.55	35		●	●	●	●		●		●
2027	10" x 10" Sqr Edge	38.89	13		●	●	●	●		●		●